

Beijing Normal University
Handbook for International Students of
2022 Autumn Semester
(Current Students Version)

Made by
International Students Office
Office of International Exchange & Cooperation
Beijing Normal University

Contents

1. Important Information for Students who are currently in China	1
2. New international students who are currently outside China	1
3. Tuition Fees	2
4. Insurance	3
5. Online Registration Process	6
6. Accommodation	6
7. Offline Registration	7
8 . Physical Examination/Verification	7
9. Visa	8
10. Faculty/ College / School Registration	8
11. School Calendar	9
12. University Contact Information	11
Attachment1	16
Attachment2	25

Handbook for Current International Students of 2022 Autumn Semester

Please prepare for the registration of 2022 Autumn semester according to the contents of this manual. If the registration arrangements are changed due to the pandemic, please refer to the latest notice on the Beijing Normal University International Students Office official website.

The registration day for 2022 current student is on August 27 and 28, 2022. Courses start from August 29, 2022.

If you are unable to register in the university in time due to specific reasons, please inform your faculty/college/school and complete the leave of absence procedures in advance. You may come to register after the registration day if your application approved.

If you are unable to register in the university in time due to Covid-19, visa, and other reasons, please contact your faculty/college/school in advance and complete necessary procedures for online learning or admission deferral.

See page 11 for the contact information of faculties/ colleges / schools.

1. Important Information for Students who are currently in China

To entering campus, International students who are currently in China please refer to “Notice of Adjustment on Work Arrangement for the Start of Autumn Semester of 2022-2023 Academic Year” and “Notice on Registration Arrangements of 2022 Current International Students” and contact the coordinator of your school for application.

2. International students who are currently outside China

International degree students who are currently outside China should follow the epidemic prevention requirements for centralized quarantine and health monitoring and apply from schools for procedure.

If the port of entry is Beijing, after completing 7 days of centralized quarantine for medical observation and 3 days of health monitoring, (the centralized quarantine is scheduled by the port of entry uniformly), they can apply by providing the certificates for completing the centralized quarantine and negative nucleic acid results. To apply. Then, the university should transport these students to the Changping campus with designated vehicles in a

closed-loop manner for a 4-day centralized health monitoring on campus. A nucleic acid test is supposed to be performed on them on the 2nd and 4th day of the health monitoring period. If the nucleic acid result is negative, they can enter designated areas of the Changping campus in the following 7 days.

If the port of entry is a city other than Beijing, after completing 7 days of centralized quarantine for medical observation and 3 days of health monitoring, (the centralized quarantine and health monitoring are scheduled by the port of entry uniformly), they should return to Beijing and the university transports these students to the Changping campus with designated vehicles in a closed-loop manner for a 7-day centralized health monitoring on campus. A nucleic acid test is supposed to be performed on them on the 2nd and 7th day of the health monitoring period. If the nucleic acid result is negative, they can enter designated areas of the Changping campus in the following 7 days.

3. Tuition Fees

The university has activated the online tuition payment system. All students (except whose scholarship covers tuition fees) please log in to the “International Students Online Service System” (<http://apply.bnu.edu.cn/>), click on “Online Payment” on the home page to check the payment information and make payment. Please complete the tuition payment between August 23 and September 17.

The specific operation method is as follows:

- 1) Log in to the “International Students Online Service System” via <http://apply.bnu.edu.cn/>.

Note: The username is the email address you used when applying to Beijing Normal University.

If you forget the password, please click on “Forgotten password” to reset.

- 2) After logging in, you will see “Online Payment” on the homepage. Click on it to check the tuition payment information and make payment. The payment system supports UnionPay, Visa, and MasterCard, WeChat, and Alipay.
- 3) The payment status can be checked by clicking on “Online Payment” on the system homepage.

✧ Please visit the International Student Office official website

(<http://iso.bnu.edu.cn/cn/article/detail?cid=167&detail=82&pid=29>) for international students tuition fee management regulations.

4. Insurance

All international students in China (except whose scholarship covers insurance fees) should purchase international student insurance online via <http://www.lxbx.net> between August 23 and September 17. The validity period of the insurance may be 6 months or 12 months. The validity period of the insurance shall be consistent with the validity period of the visa;

Please save the “Online Payment Receipt” page for verification.

Ping An Insurance Company of China reserves the right to interpret the insurance for international students in China.

✧ If you choose online study outside China this semester, you may not purchase insurance, for the time being. However, you need to purchase insurance when entering China.

✧ **If you study in China this semester, please make sure to purchase the insurance before your trip to come into effect.**

✧ Insurance purchase tutorial: <http://iso.bnu.edu.cn/cn/pages?cid=77&pid=28>

 来华留学生保险

Online payment Instruction.

网上支付看这里
轻松缴费我帮你

 **手机端**
Mobile terminal

Step. 1

扫描二维码或
浏览器访问留学保险网
Scan the QR code or
input lxbx.net into your
browser



Step. 2

点击登录
Click to login



Step. 3

输入证件号码和验证码
Passport number and
verification code



Step. 4

选择学校和方案
Choose school
and plan



Step. 8

获取凭证
Get receipt



Step. 7

支付
Pay



下一步
Next step



Step. 5-1

立即缴费
Pay now

Step. 6

信息确认
Confirm info



Step. 5-2

点击浏览
Read and click
each box



下一步
Next step



服务支持热线
Customer Service

400-810-5119



 来华留学生保险

Online payment Instruction.

网上支付看这里
轻松缴费我帮你

 **PC端**
PC terminal

Step. 1 登录留学保险网 Login to lxbx.net



Step. 2 输入证件号码和验证码 Passport number and verification code



Step. 3 方案选择 Choose plan



Step. 7 支付完成 Payment completed



Step. 6 支付 Pay



Step. 5 信息确认 Confirm info



Step. 4 查看详情 View detail



5. Online Registration Process

Please scan the QR code below and download the “Study Abroad Assistant” mobile app to complete the registration process between August 23 and September 17 (please refer to Attachment 1 for details). If you cannot register using the mobile app, please contact the International Students Office through isp@bnu.edu.cn.



6. Accommodation

Starting from the 2022-2023 Fall Semester, dormitory reservation system will be re-opened. If you apply for on-campus accommodation, you need to reserve according to the following process:

1) How to apply:

Log in to <http://apply.bnu.edu.cn/>, the account and password are the same as used in the application process, to make online reservations.

2) Booking time:

Current students: August 25, 9:00a.m. – August 26, 12:00noon (Beijing Time)

3) Notes:

Due to the limited number of accommodations on campus, please make a reservation in time. No reservation will be accepted after the scheduled time expires. If you have not check-in before August 30, 2022, the reservation will no longer be retained.

Students who have obtained the full scholarship of the Chinese Government Scholarship, the International Chinese Language Teachers Scholarship, and exchange students whose scholarship program includes on-campus accommodation, accommodations will be arranged by the school, and no reservation is required.

For those who have reserved the room successfully, please bring your passport and

student booklet or card to the receptionist of your dorm to check in and apply for Temporary Residence Form.

According to the relevant regulations of the Beijing Municipal Public Security Bureau, if you rent a civilian apartment or house, you need to register at the local police station to get the Temporary Residence Form. To apply, your landlord needs to present the host's residence booklet, the certificate of title to house property, the lease and ID card to the police station and present your passport.

If you have changed your address or the original "Registration Form of Temporary Residence", you should apply for a new one within 24 hours after check-in. After the update, you must present the new residence permit to the International Students Office and mainland China phone number within 3 days. Please do not change your apartment during the visa processing period, otherwise, you will not be able to obtain a new visa. After visa extension or renewal, please bring your passport to the local police station to update the "Registration Form of Temporary Residence" within 24 hours, otherwise you will be fined.

7. Offline Registration

To minimize queuing and gathering, an online appointment will be adopted for the offline registration. You can complete offline registration at the different periods on August 27 and 28, 2022. Please log in to <https://bnuiso.com/mobile#/> from August 23, enter your student number and birthday, select the location, reserve an appointment, and arrive at Jingshi Building 9107 to complete the corresponding procedures according to your appointment (refer to Attachment 2 for system instructions).

Please bring your passport, Registration Form of Temporary Residence, student booklet and other materials for offline registration.

8. Physical Examination/Verification

If you need to change your visa after arrival in China, you should make an appointment with the Beijing International Travel Healthcare Center for medical examination or verification before entering the campus. Please follow the official WeChat account of the "General Administration of Customs International Travel Health Care Center" and click "I want to reserve an appointment" or log on to the website to reserve an appointment (<http://111.202.228.178>). After successfully reserving an appointment, please go for the

medical examination at the appointed time stipulated in the appointment message. After arrival, you must take a number at the queuing machine, and complete your examination according to your number. From May 22, 2022, 48 hours negative nucleic acid test are required to provide for your physical exam. Address: No. 20, Hepingli North Street, Dongcheng District, Beijing or No. 10, Dezheng Road, Haidian District, Beijing.

According to the current management measures for Covid-19 prevention and control, students who enter China must undergo health observation and testing for a specified period. To avoid delay in obtaining a residence permit in China, you must complete the physical examination outside China if your study period exceeds one year (including one year), and bring the original copies of all the physical examination report materials when entering China. After entering China, the Beijing International Travel Health Care Center will verify your physical examination report materials. Download address of physical examination form:

<http://iso.bnu.edu.cn/en/download?cid=500&pid=184>

9. Visa

To avoid queuing and gathering, after completing registration procedures, you should reserve a visa processing appointment online. Please reserve an appointment through <https://bnuiso.com/mobile#/> from August 23, 2022 and come to Jingshi Building 9107 according to your appointment. Please refer to the appointment record for the specific time and place. Please bring your passport, Admission Notice, JW202 or 201 form, Registration Form of Temporary Residence, two photos with white background, the medical examination report, and visa fees. Please bring your quarantine record when you come to apply your visa.

If you have completed the appointment and obtained the visa application form, you can choose to apply for the visa by yourself at the Entry and Exit Administration Headquarters of Beijing Municipal Public Security Bureau (Address: 2 Andingmen East Street, Dongcheng District, Tel: 64047799) or entrust a visa agent (service fee required) to apply for the visa.

10. Faculty/ College / School Registration

After completing all university registration procedures, you must bring your student ID booklet to the office of your faculty/college/school or other designated registration point (subject to the notice of the faculty/college/school) for faculty registration. See page 11 for

contact information of faculties/colleges/schools.

11. School Calendar



2021~2022学年 第一学期校历

月份	周次	星期一	星期二	星期三	星期四	星期五	星期六	星期日	内 容
2021年 9月		30	31	1	2	3	4	5	<p>1. 2021年8月30日全体教师正式上班，8月30日至9月3日为教师培训与学术交流周；</p> <p>2. 9月4日为本科生二、三、四年级和研究生二、三年级注册日；</p> <p>3. 9月5日为本科生、研究生新生报到日，9月6日举行本科生、研究生新生开学典礼；</p> <p>4. 9月8日为校庆日，9月的第二个星期日为校友返校日；</p> <p>5. 中秋节：9月19日至9月21日放假调休，9月18日（星期六）上班；</p> <p>6. 国庆节：10月1日至7日放假调休，共7天，9月26日（星期日）、10月9日（星期六）上班；</p> <p>7. 10月7日至20日为新生军训；</p> <p>8. 元旦放假安排待国务院办公厅公布2022年节假日安排后另行通知；</p> <p>9. 2022年1月15日学生放寒假；</p> <p>10. 2022年1月21日教师放寒假；</p> <p>11. 2月16日全体教师正式上班；</p> <p>12. 2月20日为全体学生注册日。</p>
	1	6	7	8	9	10	11	12	
	2	13	14	15	16	17	18	19	
	3	20	21	22	23	24	25	26	
	4	27	28	29	30	1	2	3	
10月	5	4	5	6	7	8	9	10	
	6	11	12	13	14	15	16	17	
	7	18	19	20	21	22	23	24	
	8	25	26	27	28	29	30	31	
11月	9	1	2	3	4	5	6	7	
	10	8	9	10	11	12	13	14	
	11	15	16	17	18	19	20	21	
	12	22	23	24	25	26	27	28	
12月	13	29	30	1	2	3	4	5	
	14	6	7	8	9	10	11	12	
	15	13	14	15	16	17	18	19	
	16	20	21	22	23	24	25	26	
	17	27	28	29	30	31	1	2	
2022年 1月	18	3	4	5	6	7	8	9	
	19	10	11	12	13	14	15	16	
	20	17	18	19	20	21	22	23	
	21	24	25	26	27	28	29	30	
2月	22	31	1	2	3	4	5	6	
	23	7	8	9	10	11	12	13	
	24	14	15	16	17	18	19	20	

法定节假日、双休日 教师假期 学生假期

党委/校长办公室 编制

1. On August 22, 2022, all teachers will officially start to work. August 22 to August 26 for teacher training and academic exchange week.
2. August 28 is Undergraduates 2nd, 3rd and final year students and Masters 2nd, 3rd year student's registration.
3. August 31 is the registration day for new Undergraduates and master's students, and the opening ceremony for undergraduate and master's students will be held on September 1.
4. September 8 is the anniversary of the founding of the University.
5. September 10 to September 12 is Mid-Autumn Festival. The holiday period is 3 days in total.
6. National Day: Holiday from October 1 to 7. The holiday period is 7 days in total. Holidays will be adjusted, October 8 (Saturday) and October 9 (Sunday) is working day.
7. New Year's Day holiday arrangements will be announced after the General Office of the State Council announces the holiday arrangements for 2023.
8. Exam weeks starts from December 26, 2022 to January 6, 2023.
9. January 7, 2023 winter holiday starts.
10. Teachers will have winter vacation on January 11, 2023.
11. February 9, all teachers starts office
12. February 12 Registration for all students.

Party Committee/President's Office

12. University Contact Information

✧ Contact information of faculties/ colleges / schools

Faculty/ College / School	Contact Person	Email
Business School	Teacher Xie (English-taught program)	xiejia@bnu.edu.cn
	Teacher Li (Chinese-taught program)	Li_tingting@bnu.edu.cn
College of Athletics and Sport	Teacher Zhang	zhangxuan1220@bnu.edu.cn
	Teacher Xu	hanbingxu@bnu.edu.cn
College of Nuclear Science and Technology	Teacher Ran	ranxin@bnu.edu.cn
Department of Physics	Teacher Xie	xietian@bnu.edu.cn
School of Sociology	Teacher Zhang (Undergraduate program)	zhanglimin@bnu.edu.cn
	Teacher Wang (Graduate program)	wangke@bnu.edu.cn
School of Social Development and Public Policy	Teacher Liu	dsc@bnu.edu.cn
Faculty of Geographical Science	Teacher Zhang	zhangwenjuan@bnu.edu.cn
School of Foreign Languages & Literatures	Teacher Zhang	zhangliqing@bnu.edu.cn
Faculty of Psychology	Teacher Sun (Undergraduate program)	psysunyangliu@bnu.edu.cn
	Teacher Liu (Graduate program)	psyliujiahui@bnu.edu.cn
College of Life Sciences	Teacher Dou	douf@bnu.edu.cn
School of Environment	Teacher Su	envlxs@bnu.edu.cn
Department of Astronomy	Teacher Zhang	linzhang@bnu.edu.cn

School of Artificial Intelligence	Teacher Gong	gongzz@bnu.edu.cn
School of Chinese Language and Literature	Teacher Liao (Undergraduate program)	liaoxm@bnu.edu.cn
	Teacher Xiao (Master's program)	xiaohan@bnu.edu.cn
	Teacher Zhao (Ph.D. program)	zhaorui@bnu.edu.cn
	Teacher Jiang (Master's program)	jm@bnu.edu.cn
	Teacher Li (Undergraduate program)	limin@bnu.edu.cn
School of Law	Teacher Zhang	lilyzhang0808@163.com
	Teacher Zhong	zhonglily1115@qq.com
College of Philosophy	Teacher Fu	fuhualai@bnu.edu.cn
	Teacher Lin	linwanzhi@bnu.edu.cn
Faculty of Education	Teacher Guan	fegraduate@126.com
School of Journalism & Communication	Teacher Zeng	xiufang@bnu.edu.cn
	Teacher Wang	sjc037@bnu.edu.cn
School of Government	Teacher Guo	guojiabnu@bnu.edu.cn
	Teacher Chu	670262547@qq.com
Department of Chemistry	Teacher He	heyong@bnu.edu.cn
College of History	Teacher Liu (Undergraduate program)	liuyao@bnu.edu.cn
	Teacher Zang (Graduate program)	zangwx@bnu.edu.cn
	Teacher Li	bnuliyuan@bnu.edu.cn
College of Art	Teacher Cao (Undergraduate program)	caodongzhu41810108@163.com

	Teacher Liu	albee3001@163.com
	Teacher An (Graduate program)	ayy1105@sina.com
School of Mathematical Science	Teacher Pan	11112017055@bnu.edu.cn
School of International Chinese Language Education	Teacher Li (Undergraduate program, non-degree students)	lihuan@bnu.edu.cn
	Teacher Zhang (Graduate program)	zhangshu0214@bnu.edu.cn

✧ **University Contact Information**

Beijing Normal University website: <https://www.bnu.edu.cn/>

Beijing Normal University official WeChat account: bnuweixin

Address: No.19, Xijiekouwei street, Haidian District, Beijing, 100875

✧ **Contact Information of University Departments**

➤ **Office of International Exchange and Cooperation (International Students Office):**

The International Students Office of Beijing Normal University is the comprehensive management and service department of international students' affairs. It is responsible for visa matters, student life, activities, etc., of all BNU international students (degree and non-degree students), as well as other foreign-related management and services related to international students.

Website: <http://iso.bnu.edu.cn>

WeChat official account: BNUIISO

Comprehensive consultancy: isp@bnu.edu.cn

Undergraduate in-school management: benke@bnu.edu.cn

Graduate students in-school management: yjs@bnu.edu.cn

Non-degree students in-school management: chinese@bnu.edu.cn

➤ **Education Department of the Provost's Office and Academic Affairs (Graduate School):** It is responsible for the formulation and revision of undergraduate and graduate education programs, curriculum construction, and textbook management. It is also responsible for the teaching operation and practical teaching of undergraduate and graduate students, management of graduate student status, and international education of undergraduate and graduate students.

Website: http://jwb.bnu.edu.cn/tab/jgsz_py

Undergraduate program contact: pdqi@bnu.edu.cn

Graduate program contact: dongjia@bnu.edu.cn

➤ **Admission Department of the Provost's Office and Academic Affairs (Graduate School):** It is responsible for domestic full-time undergraduate student enrollment, domestic full-time and part-time graduate student enrollment, overseas full-time

undergraduate and graduate student enrollment, and overseas short-term international student enrollment.

Non-degree students admission: [nondegree@bnu.edu.cn/](mailto:nondegree@bnu.edu.cn)

Undergraduate admission: benke@bnu.edu.cn

Graduate admission: egp@bnu.edu.cn

Attachment 1

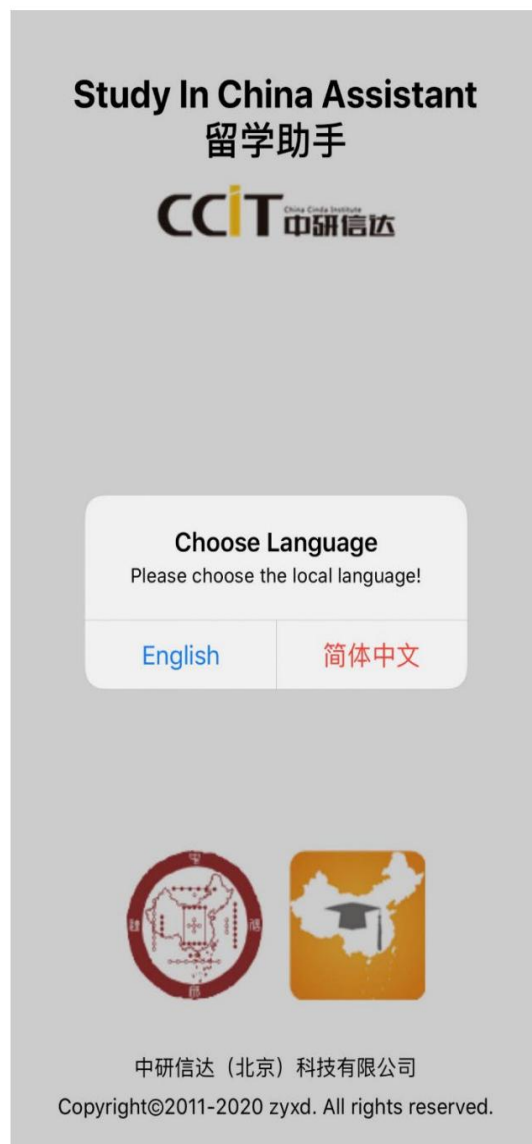
使用“留学助手”手机 APP 进行在线注册申请 Using “Study in China Assistant” Mobile APP for Online Registration Application

1. 登录 <http://apply.bnu.edu.cn/>, 使用手机扫描下方二维码, 下载“留学助手”。下载成功后, 打开应用程序。
1. Log in at: <http://apply.bnu.edu.cn/>, and use your phone to scan the QR code below to download the app “留学助手” (Study in China assistant). Open the app after downloading.



2. 按提示选择语言。

2. Choose the language as directed.



3. 选择语言后，请仔细阅读手机上显示的“绑定须知”。

可以选择手动输入网址：<http://apply.bnu.edu.cn/>，进行绑定，
也可以扫描此说明第一页中的二维码进行绑定。

3. After selecting language as directed, please read carefully about the “Bind Guide” shown on your phone.

You may choose to enter the website (<http://apply.bnu.edu.cn/>) to bind, or scan the QR code on the first page of this instruction.



-
4. 绑定成功后，会显示登录界面，使用账号密码登录。账号密码与登录 <http://apply.bnu.edu.cn/> 的相同。
4. After binding successfully, the log in page will appear. Use your account and password to log in. The account and password will be the same as the one you use to log in at: <http://apply.bnu.edu.cn/>.

< 绑定须知 登录 >

 北京师范大学

用户名: 用户名/Email

密码:


验证码: 

登录

注册用户 >


重发激活邮件 >

找回密码? 或解锁账户? >

 北京师范大学

User Name: User Name/Email

Password:

Verified Code: 

Sign In

Register user >

Resend email to activate >

Forgotten password? Or unlock account? >

5. 登录后，会提示需要绑定学生信息。如显示“没有绑定学生信息”，则需使用自己的学号或申请编号其中一项，并正确填写生日及国籍，即可成功绑定。

5. After logging in, it is required to bind student information. If it shows “You haven't bound the student information yet”, you need to use your own student ID or application number (either one works), and select your date of birth and nationality correctly.

The screenshot shows the '绑定学生' (Bind Student) screen in a Chinese mobile app. At the top, there's a header with a back arrow, '绑定须知' (Bind Notice), and '绑定学生' (Bind Student). Below the header, it says '已绑定账户的学生列表' (List of students bound to account) and '你还没有绑定学生信息!' (You haven't bound student information yet!). A green button with the text '点击这里绑定新学生' (Click here to bind new student) is highlighted with a red rectangle. A blue arrow points down to the next screen. The second screen shows a modal titled '绑定其他学生' (Bind other student). It has two radio buttons: '申请编号' (Application No.) which is selected, and '学号' (Student ID). Below these are input fields for '出生日期' (Birth Date) with a '选择日期' (Choose date) button, and '国籍' (Nationality) with a '选择国家或地区' (Choose country/region) button. At the bottom are '取消' (Cancel) and '确定' (Confirm) buttons.

The screenshot shows the 'Bind Student' screen in an English mobile app. At the top, there's a header with a back arrow, 'Bind Guide', and 'Bind Student'. Below the header, it says 'List of students bound to account' and 'You haven't bound the student information yet!'. A green button with the text 'Click here to bind new Students' is highlighted with a red rectangle. A blue arrow points down to the next screen. The second screen shows a modal titled 'Bind Other Student'. It has two radio buttons: 'Application No.' and 'Student ID' which is selected. Below these are input fields for 'Birth Date' with a 'Choose Date' button, and 'Nationality' with a 'Choose Country/Region' button. At the bottom are 'Cancel' and 'OK' buttons.

6. 上一步确认后，会显示学生信息。确认是你本人后，点击“绑定到手机 APP”。

注：继续在北师大就读新项目的学生（例如：本科从北师大毕业，秋季将开始硕士项目），请选择第二项，使用你的新学号进行绑定。

6. After choose “OK” at previous step, the student information will appear. Choose “Bind to the mobile app” when you confirm it is yourself.

Note: For those students who continue studying at BNU (e.g. finish the undergraduate program at BNU, and will start Master's program in September), please select the second option and use your new student number to bind.

绑定须知

绑定学生

已绑到账户的学生列表

学号:

学生类别:

学习期限:

院系:

专业:

解除绑定

绑定到手机App

点击这里绑定新学生

Bind Guide

Bind Student

List of students bound to account

Student ID:

Apply Type:

Duration from to:

Department:

Major:

Unbind

Bind to the mobile App

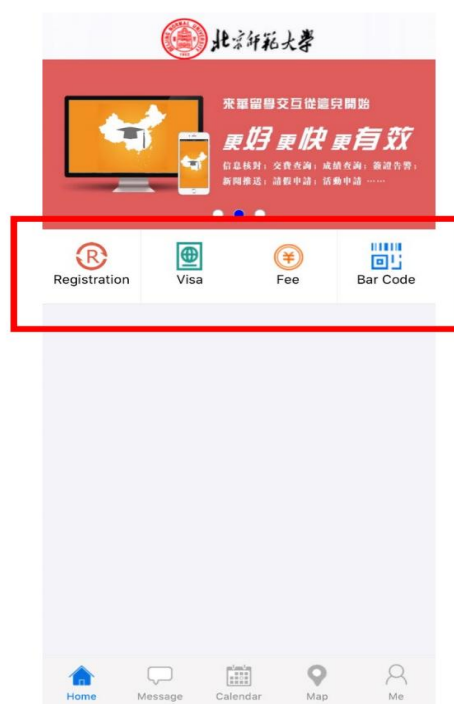
Click here to bind new Students

7. 绑定成功后，可看到如下页面，顶端选项分别为：

- 1) 注册：点击进行在线报到注册
- 2) 签证：查看你的证件信息
- 3) 费用：查看你的需要缴纳的学费
- 4) 条码：查看你的申请编号及学号。

7. After logging in, you may see the page below, on the top are:

- 1) Registration: Click to do the online registration
- 2) Visa: Check your passport and visa information
- 3) Fee: Check your tuition fee to pay
- 4) Barcode: Check your application number and student number



8. 选择首页上的“注册”，再选择“注册申请”，按系统提示，进行信息填写及文件上传。

8. Choose “Registration” on the homepage, then choose “Registration Application”. Follow the steps to fill in the information or submit pictures as directed.

The screenshot shows a web interface for registration. At the top, there is a navigation bar with a back arrow, the text '首页' (Home), the title '注册' (Registration), and a refresh icon. Below the navigation bar, there are two tabs: '基本信息' (Basic Information) and '注册申请' (Registration Application). The '注册申请' tab is highlighted with a red box. The form contains several input fields for personal information: '中文姓名:' (Chinese Name), '护照姓:' (Last Name), '护照名:' (Given Name), '性别:' (Gender), '出生日期:' (Birth Date), and '国籍:' (Nationality). Below these is a section for '护照' (Passport) with fields for '护照号码:' (Passport No.) and '护照有效期至:' (Passport Expiry Date). The next section is '签证' (Visa) with fields for '入境(来华)日期:' (Date of Entry), '入境可停留天数:' (Duration Days After Entry), '签证号码:' (Visa No.), and '签证有效期至:' (Visa Expiry Date).

The screenshot shows the English version of the registration application form. At the top, there is a navigation bar with a back arrow, the text 'Home', the title 'Registration', and a refresh icon. Below the navigation bar, there are two tabs: 'My Profile' and 'Registration Application'. The 'Registration Application' tab is highlighted with a red box. The form contains several input fields for personal information: 'Chinese Name:', 'Last Name:', 'Given Name:', 'Gender:', 'Birth Date:', and 'Nationality:'. Below these is a section for 'Passport' with fields for 'Passport No.:' and 'Passport Expiry Date:'. The next section is 'Visa' with fields for 'Date of Entry:', 'Duration Days After Entry:', 'Visa No.:', and 'Visa Expiry Date:'.

注：在线注册报到期间，由于申请量比较大，可能会出现打开速度缓慢等情况。请耐心等待并稍后再进行尝试。

如果手机应用出现无法下载或无法打开等情况，或在填写过程中有其他问题，请发送具体问题以及手机型号至：
isp@bnu.edu.cn 进行咨询。

Note: Due to the high volume of applications during the online registration, it might be slightly difficult to run the APP for some time. Please be patient and try again later.

If the APP has problem downloading or running, or you have questions during the registration application, please send specific questions and your phone brand + type to:
isp@bnu.edu.cn.

Attachment 2

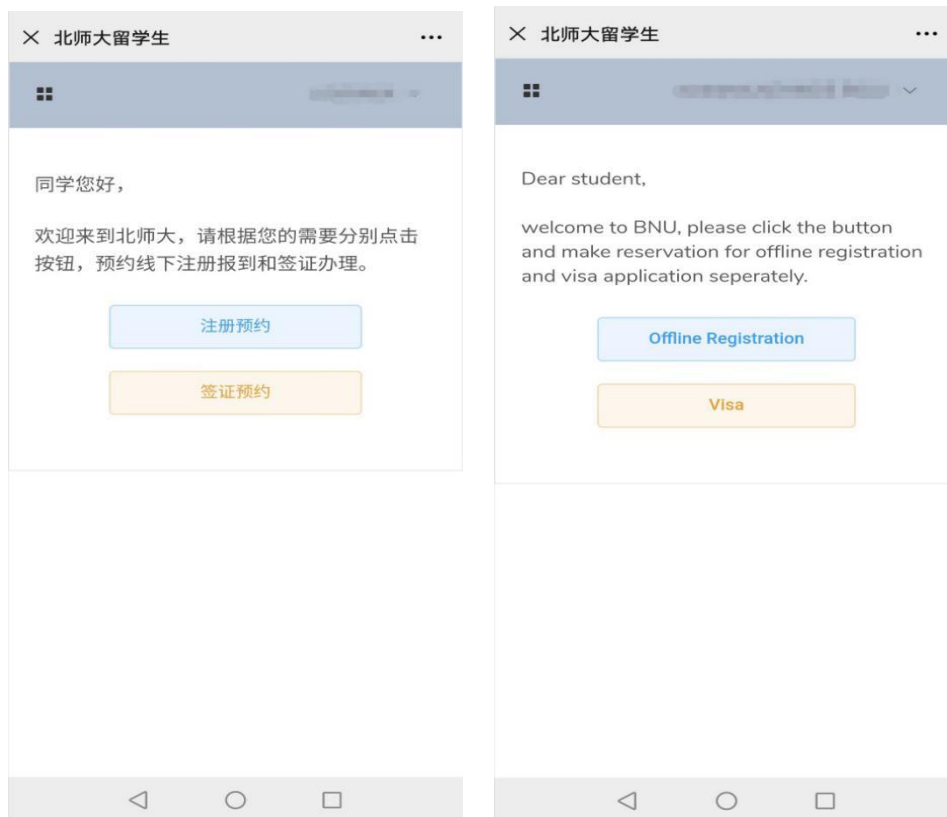
1. Log in to the website. You may choose Chinese or English version and input your student number and birthday.

The image shows two side-by-side screenshots of a mobile application's login page. The left screenshot is in Chinese, titled '请登录' (Please Log In), with an 'English' button. It contains input fields for '学号:' (Student Number) with the placeholder '请正确填写您的学号' and '生日:' (Birthday) with the placeholder '请选择您的生日'. Below these is a red text line '如有问题请联系isp@bnu.edu.cn' and a blue '登录' (Log In) button. The right screenshot is in English, titled 'Log in', with a '中文' button. It contains input fields for 'Student Number:' with the placeholder 'please input' and 'Birthday:' with the placeholder 'please select'. Below these is a red text line 'If you can't login, please contact isp@bnu.edu.cn' and a blue 'Login' button. Both screens have a top bar with '北师大留学生' (BNU International Students) and a '未登录' (Not Logged In) status.

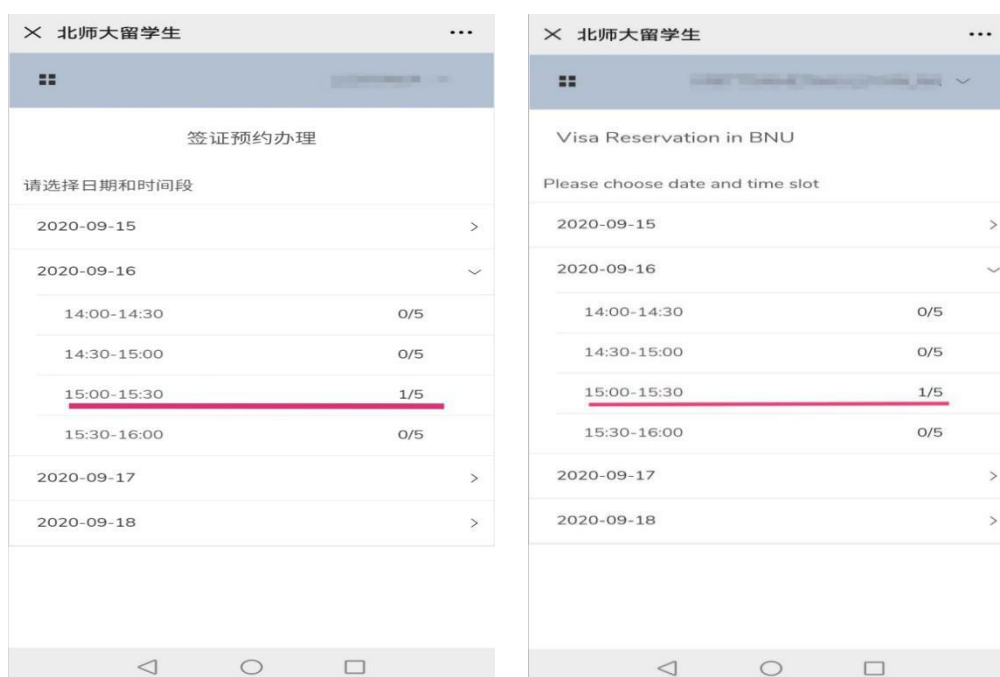
2. Choose the location (only students who are in China can make the reservation).

The image shows two side-by-side screenshots of a mobile application's location selection page. The left screenshot is in Chinese, titled '提示' (Tip), with an 'English' button. It contains the text '请问你現在在中国境内吗?' (Are you currently inside of China?) and two buttons: '否' (No) and '是' (Yes). The right screenshot is in English, titled 'Tips', with a '中文' button. It contains the text 'Are you currently inside of China?' and two buttons: 'No' and 'Yes'. Both screens have a top bar with '北师大留学生' (BNU International Students) and a '未登录' (Not Logged In) status.

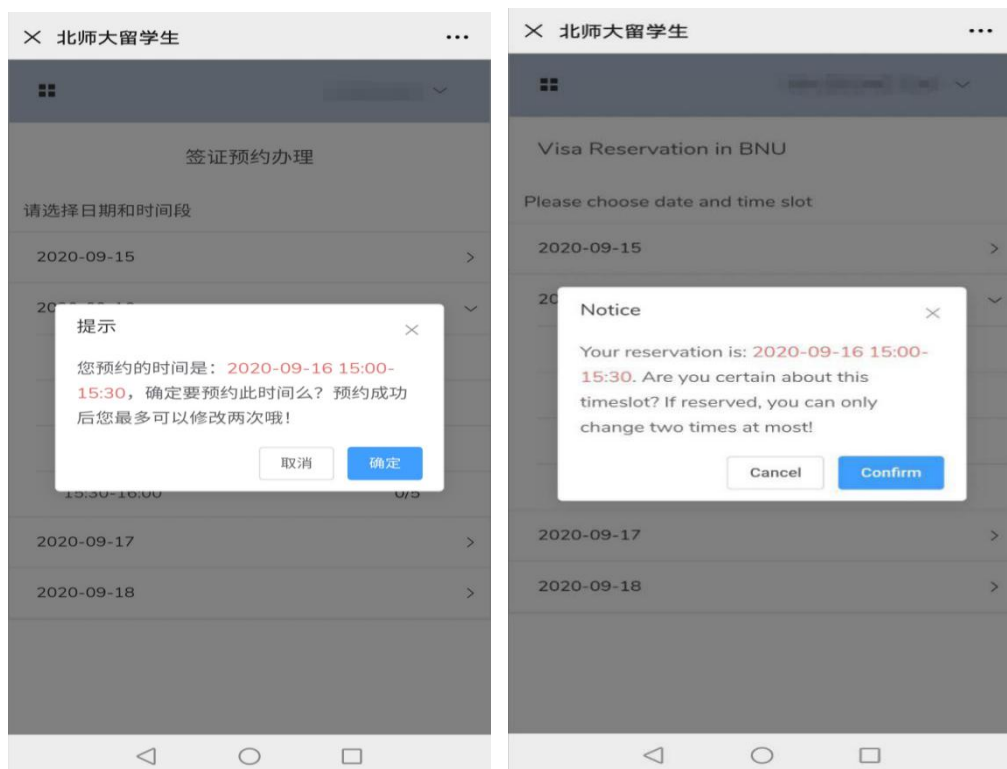
3. Click Visa



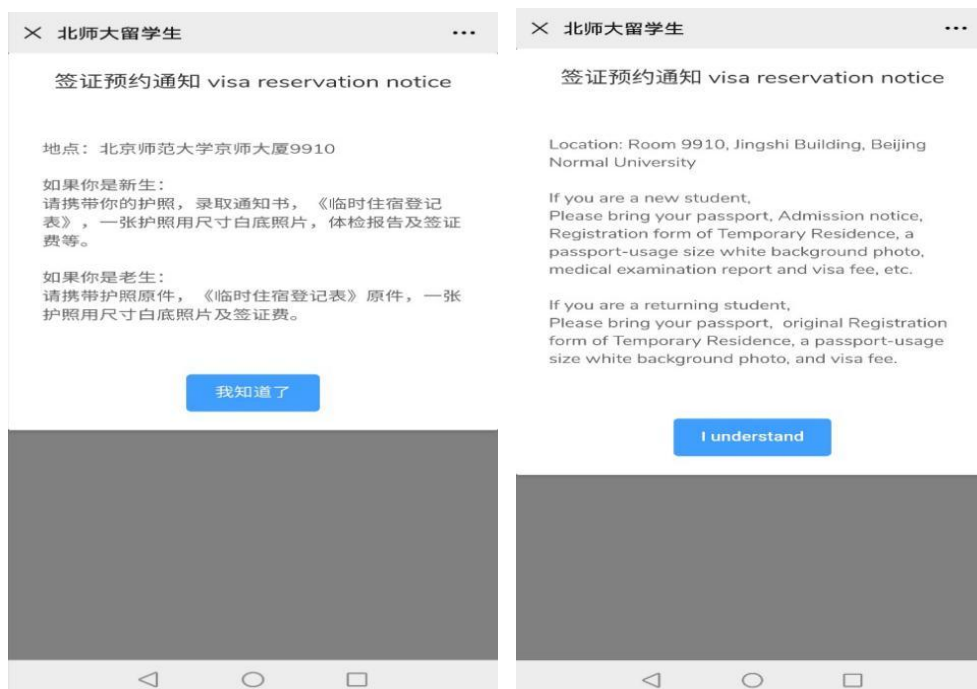
4. Select a time slot. For example, if you select 15:00-15:30 on September 16, 2020. It shows that the maximum is 5 persons, and one student has reserved already.



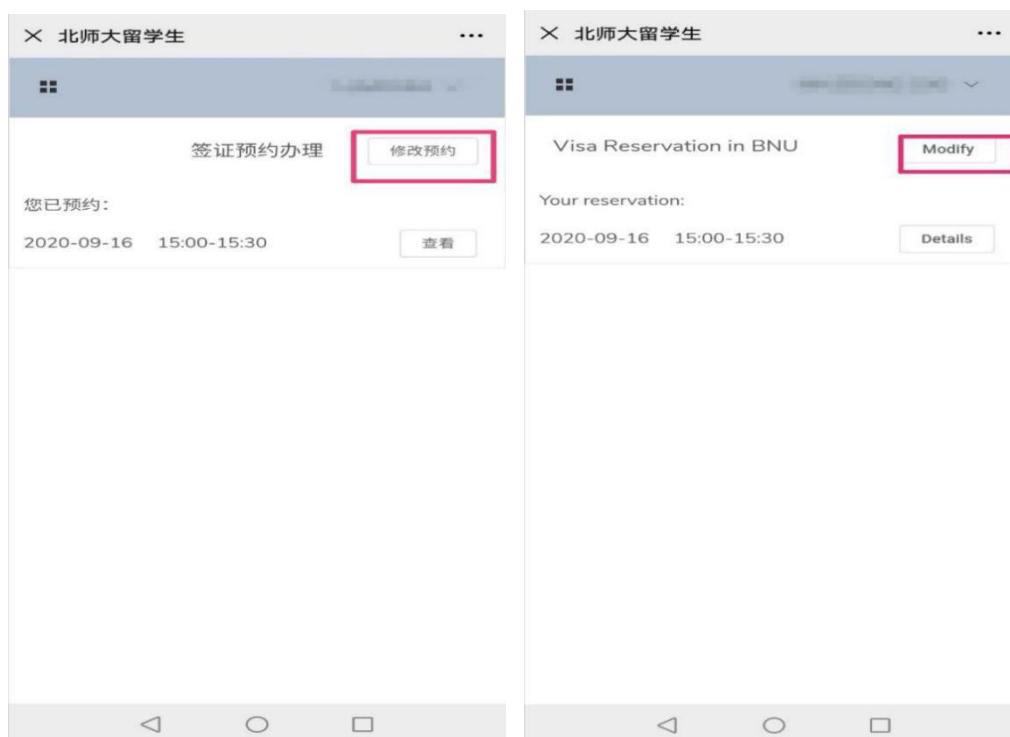
5. Confirm your reservation (Please note that you can only change the reservation twice).



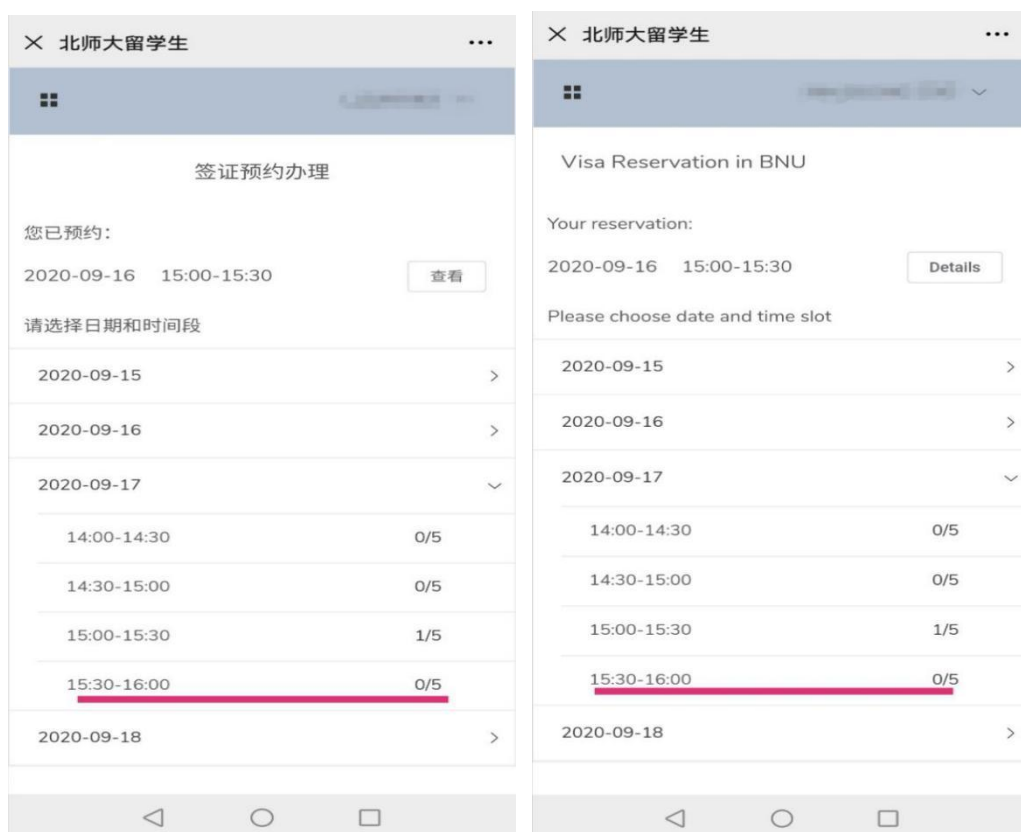
6. Please read the visa reservation notice and prepare the document in advance.



7. If you would like to change the time slot, please select modify.



8. Select another time slot.



9. Confirm the modification.

