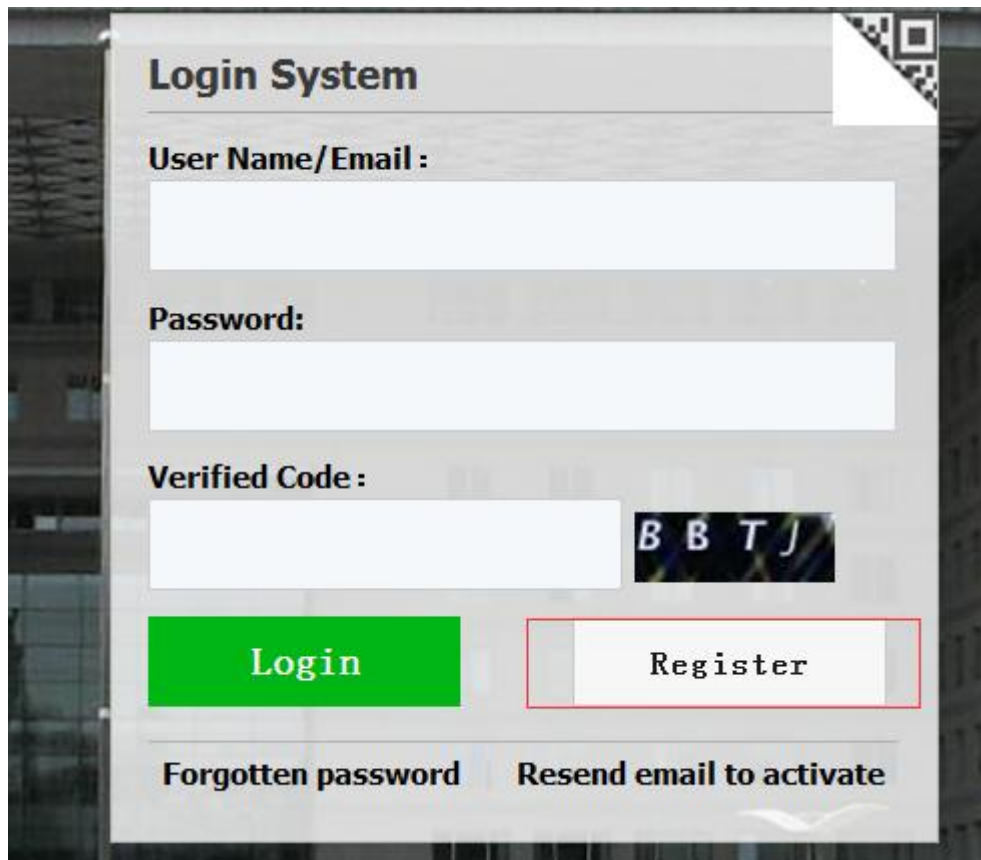


INSTRUCTION FOR BNU CHINESE LANGUAGE PROGRAM

APPLICATION ONLINE

Step I Registration

Please log onto our application system <http://apply.bnu.edu.cn/> and register your own account.



The screenshot shows a web interface titled "Login System". It features three input fields: "User Name/Email :", "Password:", and "Verified Code :". To the right of the "Verified Code" field is a small image displaying the characters "B B T J". Below the input fields are two buttons: a green "Login" button and a white "Register" button with a red border. At the bottom of the interface, there are two links: "Forgotten password" and "Resend email to activate".

Step II Application

1. Log in the application system and choose ONLINE APPLICATION and then enter Application webpage to choose the program you would like to apply for.

2. There are six parts in ONLINE APPLICATION. Please carefully fill in clear and right information in each part. ATTENTION during the application are as follows.

- **Please upload the required photo in Basic Info Part.**

Please upload your recent full-faced passport size photo (*.jpg, *.jpeg, *.png).

- **Please fill your Educational Background since high middle school in Education & Employment Part.**

Educational Background					Add
*Year Attended (From)	*Year Attended (To)	*School Name	Field of Study & Diploma received	Operation	

- **Financial Supporter & Emergency Contact in China in Additional Info Part.**

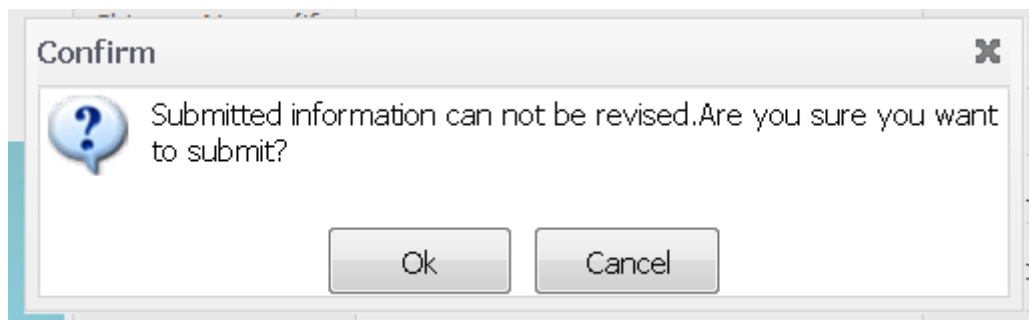
Financial Supporter means someone who can support you when

you meet with financial issues during your study. He/she can be your parents, relatives or your friends. If you apply for the scholarship, please do not write the embassy of your country, Beijing Normal University or any teacher's name as your financial supporter. Emergency Contact refers to someone whom can be contacted for your issues in China. Emergency Contact doesn't mean someone who must be in China and it could be someone who is in your own country. Please do not write the embassy of your country, Beijing Normal University or any teachers' name as your emergency contact person.

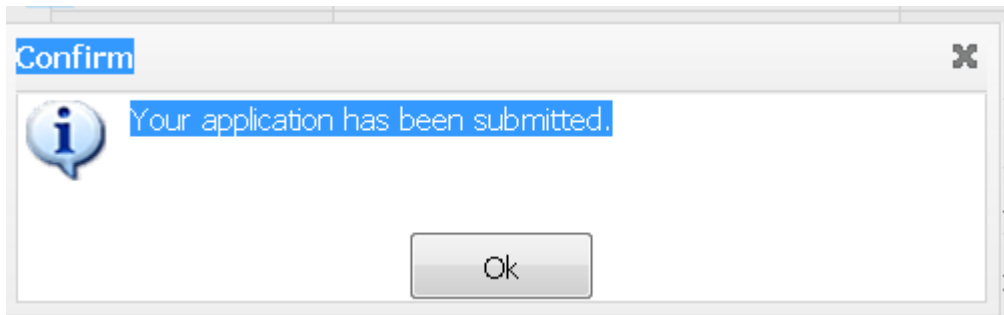
Step III Submission

1. Please check your information before you submit your application.

Once it is submitted, you will not be able to edit it.



2. **After your application has been submitted, you will get your Application No.**



Step IV Download PDF & Sign on your application form

- 1. Download PDF and print out your application form.**
- 2. Sign on your application form including your signature and your financial supporter's signature.**