

体检/验证微信公众号预约方法

How to Make Appointment for Physical Examination/Report Verification

1. 微信扫描二维码，关注“海关总署国际旅行卫生保健中心”公众号

Use WeChat to scan the QR code and follow the official account of “General Administrative of Customs International Travel Health Care Center”.



2. 点击左下角“业务办理” - “我要预约”




Choose “业务办理” - “我要预约” to make appointment.



3. 首次预约请点击“注册”建立新账号，可点击右上角切换语言

If it is your first time to make appointment, please register to create a new account; you may click the icon on the top right to switch language.

	海关总署（北京）国际旅行 卫生保健中心	
用户登录		
用户名：	用户名/手机号	
密 码：	请输入密码	
验证码：	验证码	
<input type="button" value="登录"/>		
<input type="button" value="注册"/>		
<input type="button" value="找回密码"/>		

	General Administration Of Customs(Beijing) International Travel Health Care Center	
User Login		
User Name	User Name/Phone Number	
Password	Please Enter Password	
Verification code	Verification code	
<input type="button" value="Login"/>		
<input type="button" value="Registration"/>		
<input type="button" value="Retrieve Password"/>		

4. 注册成功之后即可登录。选择“个人预约” - “外籍人员体检/验证”，按提示完善信息、选择时间即可。

After registration you can log in. Choose “Individual Appointment”-“Foreigner Physical Examination/Verification”to fill in your information and choose date and time.

