

关于面向国际学生新生及部分在校生开启 2023 年第二学期宿舍预定的通知

一、开启时间

2023 年 12 月 16 日（星期六）上午 9:00 -- 2024 年 2 月 5 日（星期一）晚 23:00（北京时间）

二、面向对象

有订房需求的全体国际学生新生，以及部分在校生（如近期办理延期或复学手续等）

三、注意事项

1. 已于 11 月成功预定宿舍的学生，无需重复预定。
2. 预定成功的学生，于 2024 年 2 月 11 日-26 日按系统要求前往预定的宿舍前台办理入住，逾期将不再保留预定的房间。
3. 获得中国政府全额奖学金、国际中文教师奖学金（不含新汉学计划）、以及奖学金计划包含校内住宿的学生，学校将统一安排住宿，无需自行预定。
4. 学生登录系统进行操作：<http://apply.bnu.edu.cn/>，如有学生出现账号不能登录系统的情况，及时发邮件至 isp@bnu.edu.cn，或到留学生办公室现场咨询。
 - 在校生：使用报名时的用户名和密码进行登录；
 - 新生：系统操作方法详见附件《“国际学生在线服务系统”登录方法及宿舍预定方法》。

5. 新生注册报到日：2024 年 2 月 18 日；

宿舍入住时间：2024 年 2 月 11 日 - 26 日，寒假期间不办理入住。

附件：《“国际学生在线服务系统”登录方法及宿舍预定方法》

国际交流与合作处

2023 年 12 月 14 日

以下翻译仅供参考，如中英版本不一致，以中文版为准。

The translation is for reference only; if there is any discrepancy between the Chinese and the English versions of the above Terms and Conditions, the Chinese version shall prevail.

I. Date and time

9:00 a.m. December 16, 2023 -- 23:00 p.m. February 5, 2024 (Beijing time)

II. Who can reserve

All new international students, and some current students who have recently completed study resumption or extension, etc.

III. Notes

1. Students who made reservation in November do not need to reserve again.
2. After booking successfully, students should proceed to the designated dormitory building to check in from February 11th to February 26th, 2024 according to the requirements in the reservation system. The reservation will no longer be retained after the assigned check-in date.
3. For students who have received the full Chinese Government Scholarship, the International Chinese Language Teachers Scholarship (excluding the Xin Han Xue Program), and scholarship package covering on-campus accommodation, the accommodation will be assigned and not required to do the reservation.

4. All students need to log in at: <http://apply.bnu.edu.cn/> and make reservation on time. If you have found difficulties to log in, please send email to isp@bnu.edu.cn or visit International Students Office on site.
 - For current students, please use your existing account information of application to log in.
 - For new students, please see attachment “How to Log in to International Student Service System and Reserve Dormitory”.
5. Registration Day: February 18, 2024
Dorm check-in date: February 11 - 26, 2024
Check-in are not available during winter break.

Attachment: “How to Log in to International Student Service System and Reserve Dormitory”.

附件：

“国际学生在线服务系统”登录方法 及宿舍预定方法

一、账号登录

1. 学校会为新生统一建立“国际学生在线服务系统”账号。同学们会收到系统发送的邮件，其中包含你的用户名和密码。登录信息如下：

网址：<http://apply.bnu.edu.cn/>

用户名：你的学号

Email: 申请入学时使用的 Email 地址

密码: 系统在建立账户时，会自动生成随机密码，并发送到以上 Email 地址。首次登录后请修改密码。

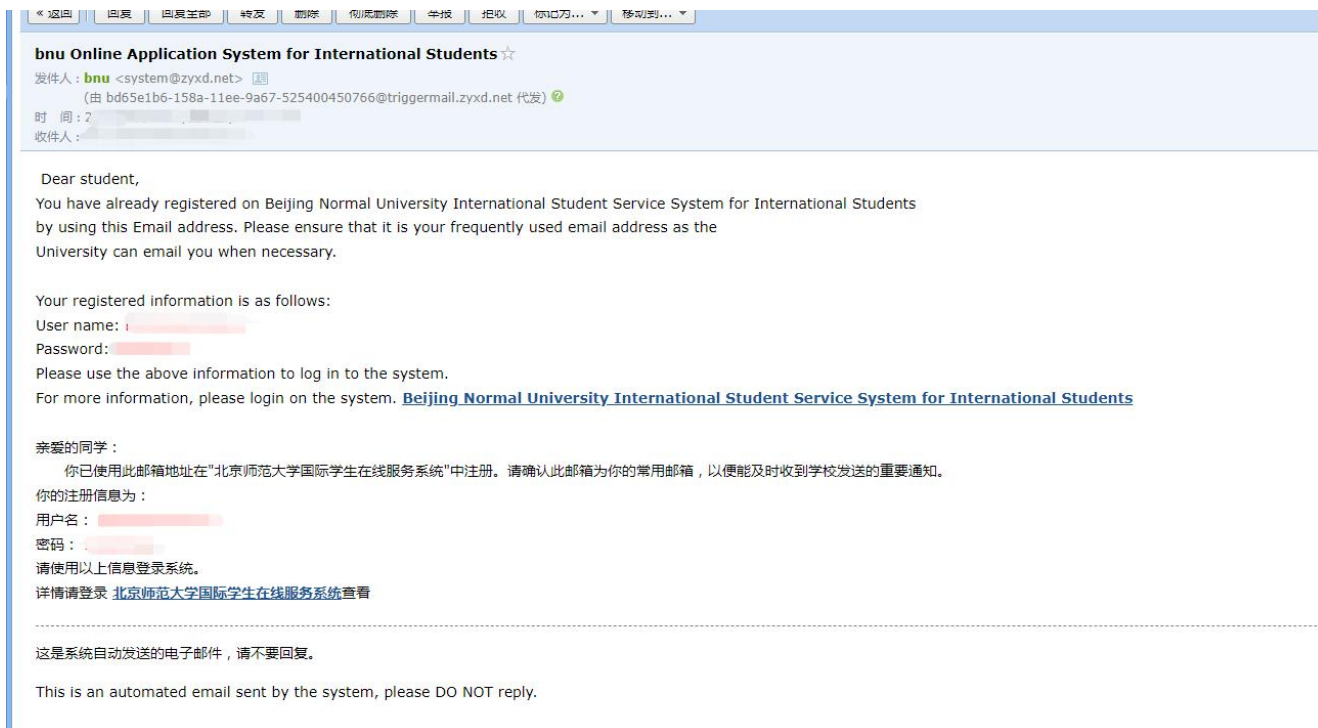
注：

- 如果已经自行注册过账号，直接用自己注册的账号进行之后的绑定学习信息步骤即可；
- 如果未收到邮件，可以在“垃圾邮件”里找一下；
- 为保护个人信息安全，请不要将账户信息告知他人。

系统登录界面：



邮件图示：



二、学习信息绑定

1. 登录“国际学生在线服务系统”后，点击“添加绑定学习信息”。



2. 在弹出的对话框内，输入国籍、出生日期，选择“绑定学号”，点击“提交”，完成个人在校学习信息绑定。



三、宿舍预订

1. 请点击“宿舍预订”，根据提示预订宿舍。
2. 预订成功后，请核对已预订的宿舍信息。
3. 住宿预定信息是你的入住凭证。如中途取消预订，则无法办理入住。



注：

- 2023年秋季学期新生宿舍预定通道将于2023年7月1日上午9:00（北京时间）开启。
- 预定成功后，新生从2023年8月20日起，前往预定的宿舍楼办理入住。如2023年9月10日前仍未入住，原预定房间不再保留。
- 获得中国政府全额奖学金、国际中文教师奖学金（不含新汉学计划）、以及奖学金计划包含校内住宿的学生，学校将统一安排住宿，无需自行预定。

Attachment:

How to Log in to International Student Service System and Reserve Dormitory

I. Log in

1. BNU will create accounts of the “International Student Service System” for all new international students. Students will receive an email which includes your username and password. Please use the following information to log in.

Website: <http://apply.bnu.edu.cn/>

User name: Your student number

Email: The email address you used for admission

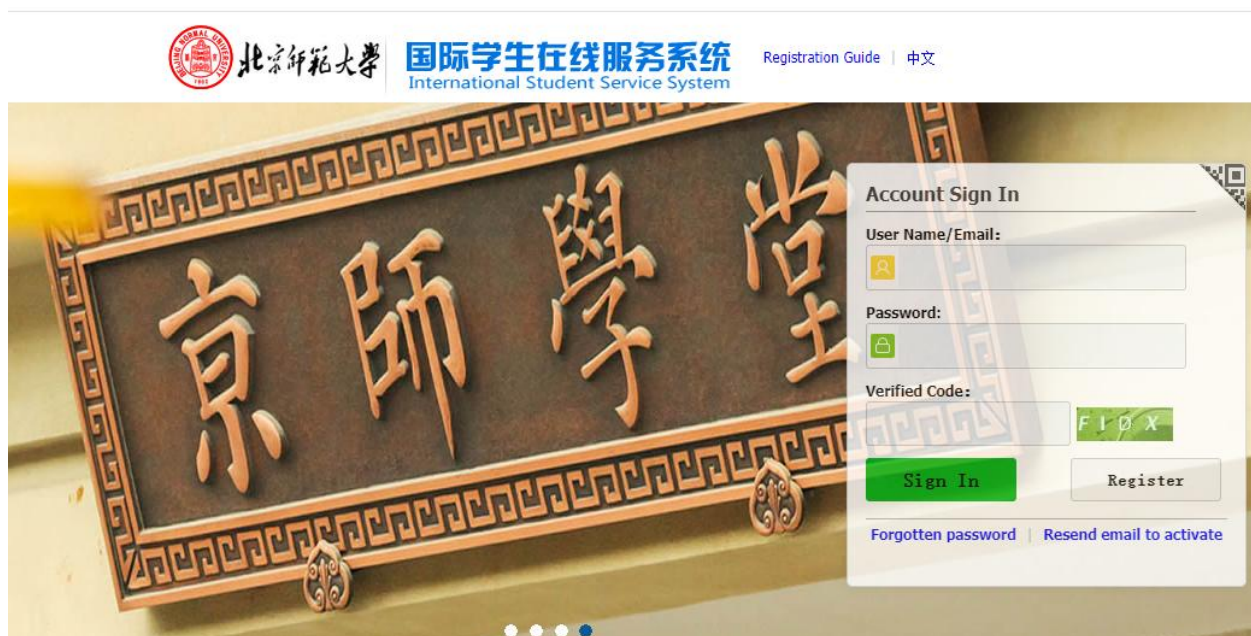
Password: The system will automatically generate a password and set to your email. Please change the password after first login.

Notes:

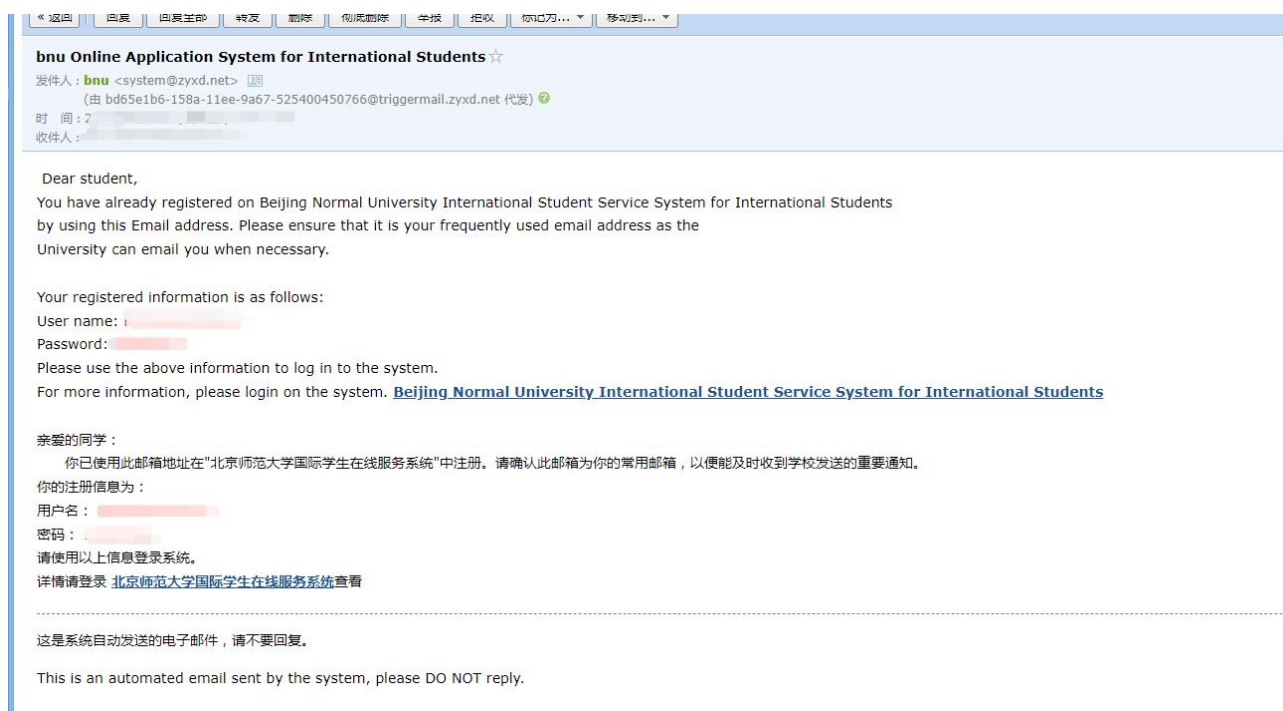
- **If you have already created an account by yourself, you may use the existing account to login and bind your study information as follows;**
- **The email might be in “junk mail” folder if you do not see it in the inbox;**
- **To protect your personal information, please do not reveal your**

account information to others.

The Login interface of the system:

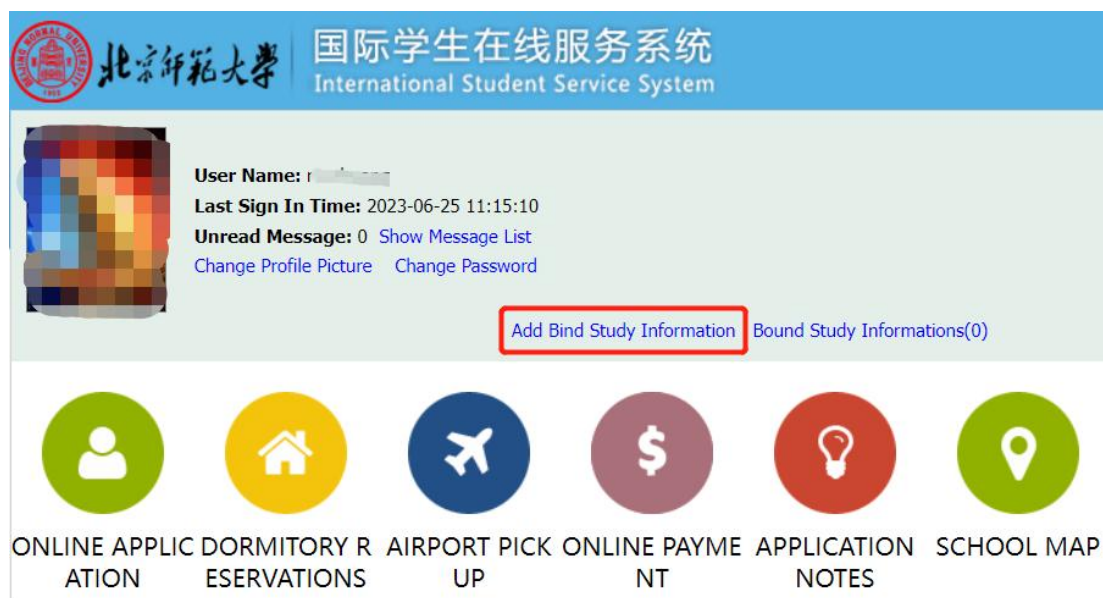


Example of the email:



II. Bind study information

1. After logging in, click “add bind study information” and you will see a pop-up.

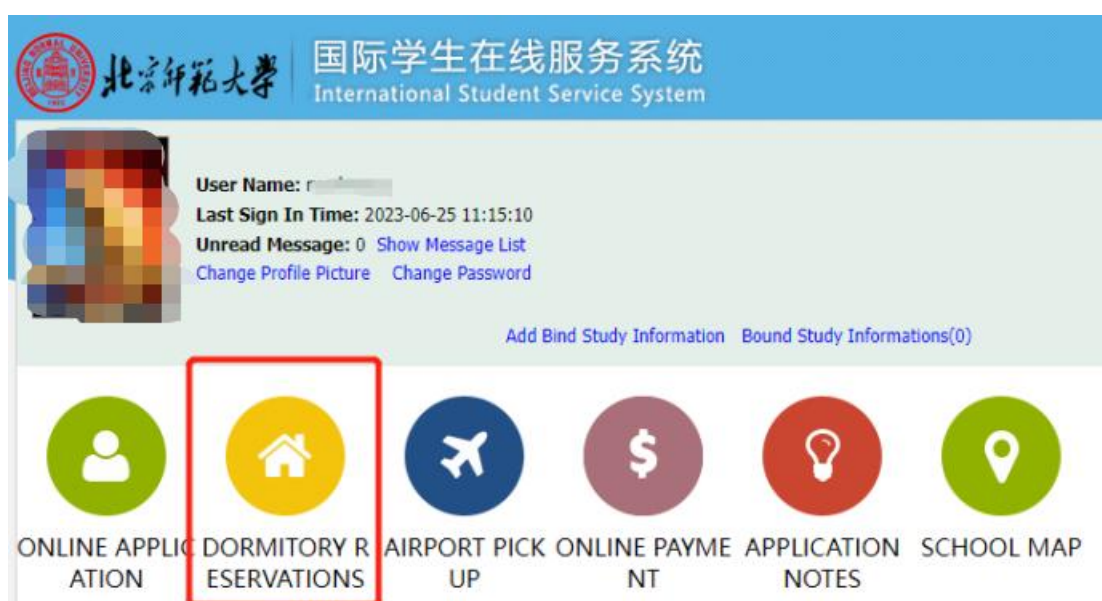


2. Enter your nationality, date of birth, choose to bind “student number” to submit.

The screenshot shows a pop-up window titled 'Add Bind Study Information'. It contains three input fields: '*Nationality' with a dropdown menu showing 'Please choose', '*Birth Date' with a date picker, and a radio button selection for '*Application No.' (selected) and '*Student No.'. At the bottom right, there are 'Submit' and 'Close' buttons.

III. Dormitory reservations

1. Go to “Dormitory reservations” and follow the steps to make reservation.
2. Please check the dorm information after making reservation.
3. You will need the reservation information to check in at the dorm. If you cancel the reservation you will not be able to check in.



Notes:

- The dorm reservation for new students for 2023 autumn semester will start on 9:00 a.m. July 1, 2023 (Beijing time).
- After booking successfully, students will proceed to the designated dormitory building to check in from August 20, 2023 according to the requirements in the reservation system. If you do not check in before September 10, 2023, the reservation will no longer be retained.

- For students who have received the full Chinese Government Scholarship, the International Chinese Language Teachers Scholarship (excluding the Xin Han Xue Program), and scholarship package covering on-campus accommodation, they are not required to do the reservation.