

“国际学生在线服务系统”注册方法 及宿舍预定方法

I. 账号登录

- 经学校正式录取的新生，需要在“国际学生在线服务系统”注册账号。
- 为保护个人信息安全，请不要将账户信息告知他人。

网址：<https://bnu.17gz.org/>

系统界面：



II. 学习信息绑定

1. 注册并登录“国际学生在线服务系统”后，点击“添加绑定学习信息”。



2. 在弹出的对话框内，输入国籍、出生日期，选择“绑定学号”，点击“提交”，完成个人在校学习信息绑定。

The image shows a dialog box titled '添加绑定学习信息' (Add Binding Learning Information). It contains three input fields: '国籍' (Nationality) with a dropdown menu showing '请选择' (Please select), '出生日期' (Date of Birth) with a date picker, and '绑定申请编号' (Binding Application Number) with a text input field. Below these fields, there are two radio buttons: '绑定申请编号' (selected) and '绑定学号' (Binding Student ID), with the latter highlighted by a red box. At the bottom of the dialog, there are two buttons: '提交' (Submit) and '关闭' (Close).

III. 宿舍预订

1. 请点击“宿舍预订”，根据提示预订宿舍。
2. 预订成功后，请核对已预订的宿舍信息。
3. 住宿预定信息是你的入住凭证。如中途取消预订，则无法办理入住。



注：

获得中国政府全额奖学金、国际中文教师奖学金（不含新汉学计划）、以及奖学金计划包含校内住宿的学生，学校将统一安排住宿，无需自行预定。

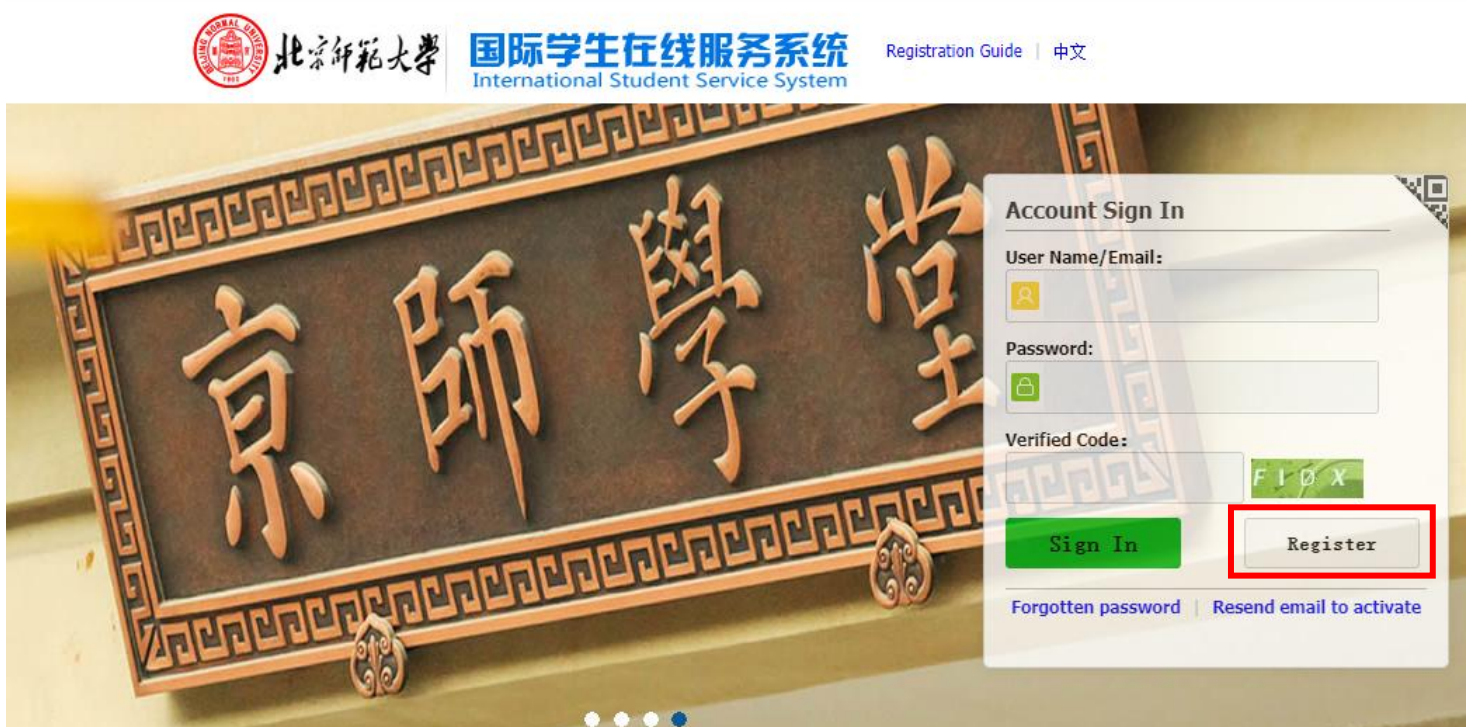
How to Log in to International Student Service System and Reserve Dormitory

I. Log in

1. All new international students will need to create an account for the “International Student Service System”. **To protect your personal information, please do not reveal your account information to others.**

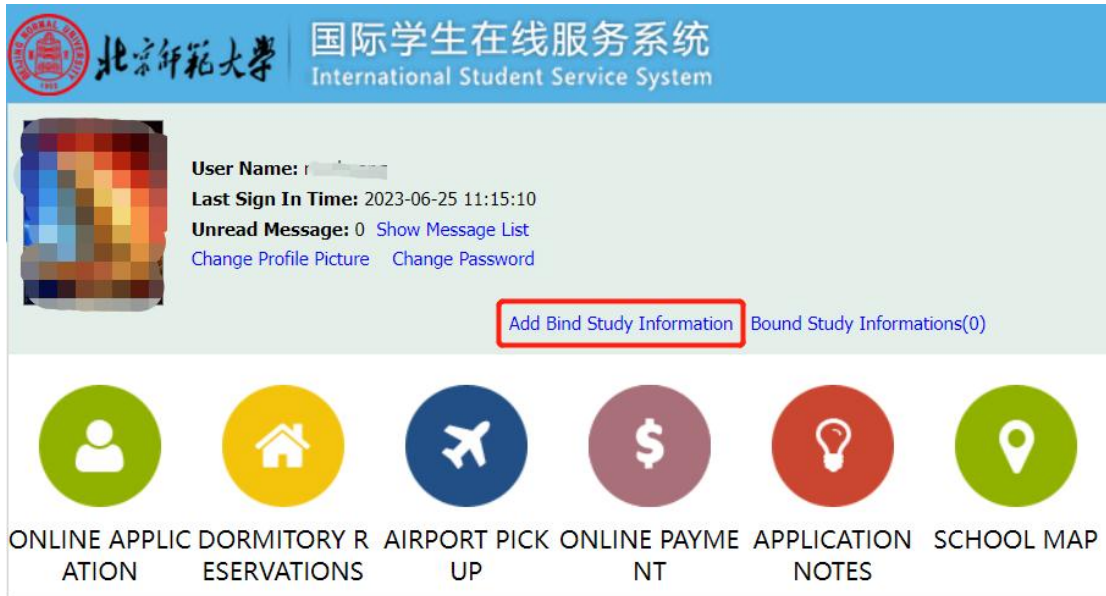
Website: <https://bnu.17gz.org/>

The login interface of the system:

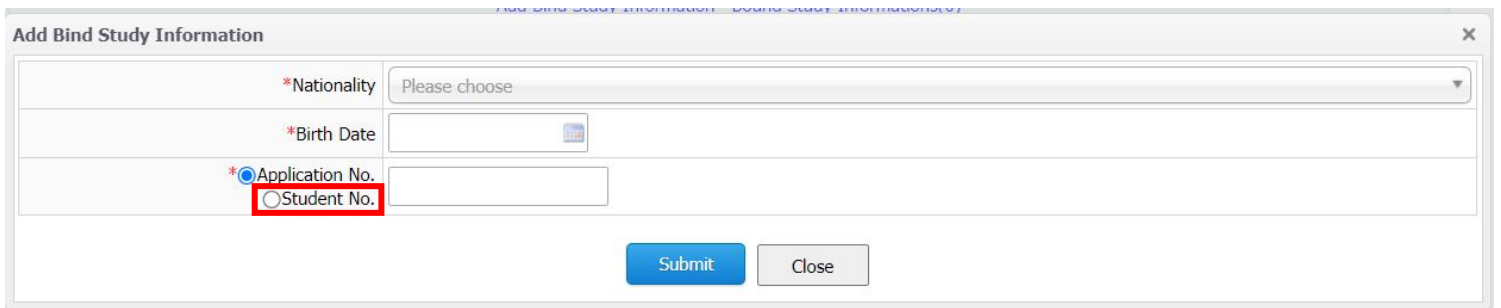


II. Bind study information

1. After registration and logging in, click “add bind study information” and you will see a pop-up.



2. Enter your nationality, date of birth, choose to bind “**student number**” to submit.



The screenshot shows a pop-up window titled "Add Bind Study Information". It contains three input fields: a dropdown menu for "Nationality" with the text "Please choose", a date picker for "Birth Date", and a radio button selection for "Application No." and "Student No.". The "Student No." option is selected and highlighted with a red box. At the bottom of the form, there are "Submit" and "Close" buttons.

III. Dormitory reservations

1. Go to “Dormitory reservations” and follow the steps to make reservation.
2. Please check the dorm information after making reservation.
3. You will need the reservation information to check in at the dorm.

If you cancel the reservation you will not be able to check in.



Notes:

For students who have received the full Chinese Government Scholarship, the International Chinese Language Teachers Scholarship (excluding the Xin Han Xue Program), and scholarship package covering on-campus accommodation, they are not required to do the reservation.