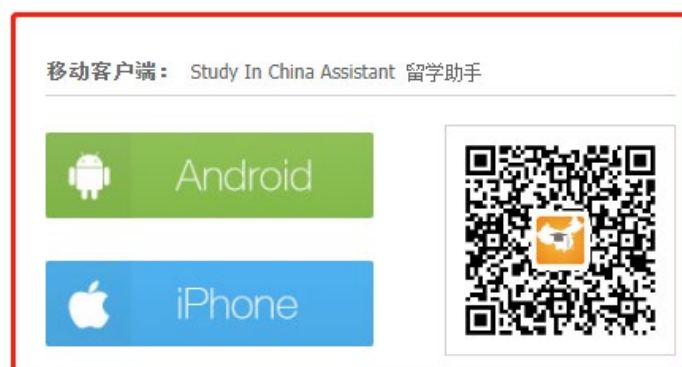

使用“留学助手”手机 APP 进行在线注册申请

Using “Study in China Assistant” Mobile APP

for Online Registration Application

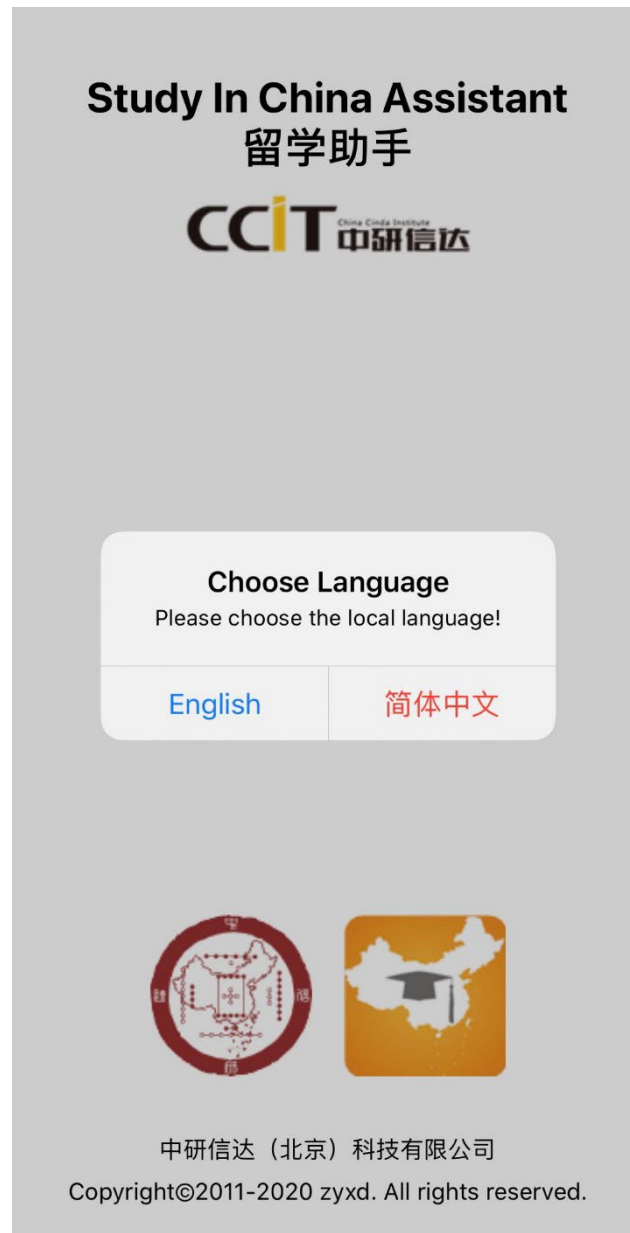
1. 登录 <http://apply.bnu.edu.cn/>, 使用手机扫描下方二维码, 下载“留学助手”。下载成功后, 打开应用程序。

1. Log in at: <http://apply.bnu.edu.cn/>, and use your phone to scan the QR code below to download the app “留学助手” (Study in China assistant). Open the app after downloading.



2. 按提示选择语言。

2. Choose the language as directed.



3. 选择语言后，请仔细阅读手机上显示的“绑定须知”。

可以选择手动输入网址：<http://apply.bnu.edu.cn/>，进行绑定，
也可以扫描此说明第一页中的二维码进行绑定。

3. After selecting language as directed, please read carefully about the “Bind Guide” shown on your phone.

You may choose to enter the website (<http://apply.bnu.edu.cn/>) to bind, or scan the QR code on the first page of this instruction.



4. 绑定成功后，会显示登录界面，使用账号密码登录。账号密码与登录 <http://apply.bnu.edu.cn/> 的相同。

4. After binding successfully, the log in page will appear. Use your account and password to log in. The account and password will be the same as the one you use to log in at: <http://apply.bnu.edu.cn/>.

[<](#) 绑定须知

登录

[↻](#)

**北京师范大学**

用户名:

密码:

验证码:

登录

注册用户 >


重发激活邮件 >

找回密码? 或解锁账户? >

[<](#) Bind Guide

Sign In

[↻](#)

**北京师范大学**

User Name:

Password:

Verified Code:

Sign In

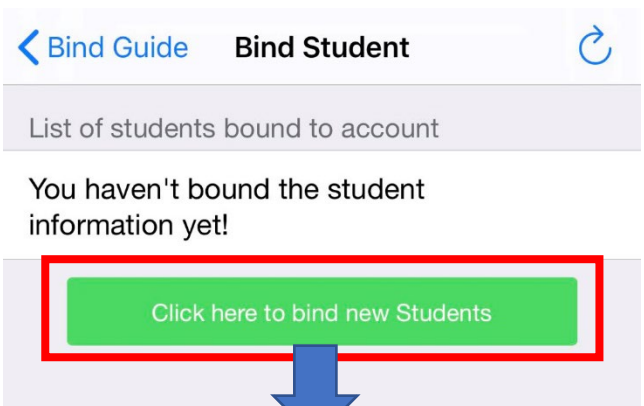
Register user >

Resend email to activate >

Forgotten password? Or unlock account? >

5. 登录后，会提示需要绑定学生信息。如显示“没有绑定学生信息”，则需使用自己的学号或申请编号其中一项，并正确填写生日及国籍，即可成功绑定。

5. After logging in, it is required to bind student information. If it shows “You haven't bound the student information yet”, you need to use **your own** student ID or application number (either one works), and select your date of birth and nationality correctly.



绑定其他学生

☒ *申请编号

☐ *学号

*出生日期:

选择日期

*国籍:

选择国家或地区:

取消 确定

Bind Other Student

☐ *Application No.

☒ *Student ID

*Birth Date:

Choose Date

*Nationality:

Choose Country/Region

Cancel OK

6. 上一步确认后，会显示学生信息。确认是你本人后，点击“绑定到手机 APP”。

注：继续在北师大就读新项目的学生（例如：本科从北师大毕业，秋季将开始硕士项目），请选择第二项，使用你的新学号进行绑定。

6. After choose “OK” at previous step, the student information will appear. Choose “Bind to the mobile app” when you confirm it is yourself.

Note: For those students who continue studying at BNU (e.g. finish the undergraduate program at BNU, and will start Master’s program in September), please select the second option and use your new student number to bind.

绑定须知

绑定学生

已绑到账户的学生列表

学号:

学生类别:

学习期限:

院系:

专业:

解除绑定

绑定到手机App

点击这里绑定新学生

Bind Guide

Bind Student

List of students bound to account

Student ID:

Apply Type:

Duration from to:

Department:

Major:

Unbind

Bind to the mobile App

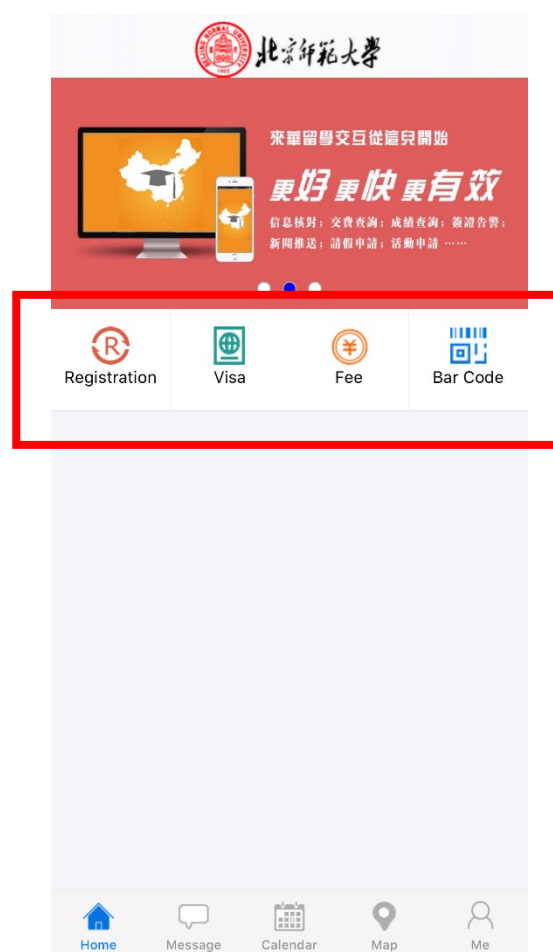
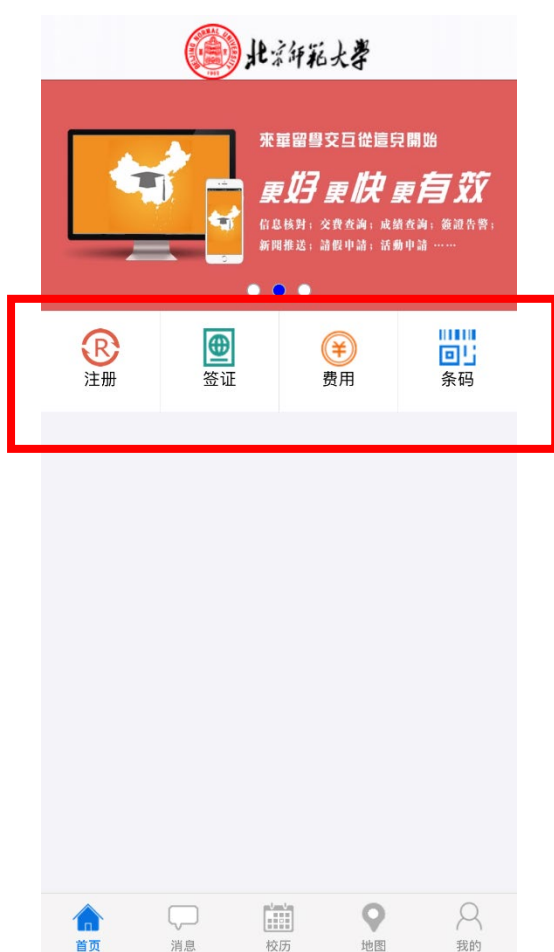
Click here to bind new Students

7. 绑定成功后，可看到如下页面，顶端选项分别为：

- 1) 注册：点击进行在线报到注册
- 2) 签证：查看你的证件信息
- 3) 费用：可查看需缴纳的学费情况；如有欠费，请登录：
<http://apply.bnu.edu.cn/>，进行在线缴费并保存截图。
- 4) 条码：查看你的申请编号及学号。

7. After logging in, you may see the page below, on the top are:

- 1) Registration: Click to do the online registration
- 2) Visa: Check your passport and visa information
- 3) Fee: Check your tuition fee to pay; please pay the tuition fee online at: <http://apply.bnu.edu.cn/> and save a screenshot.
- 4) Barcode: Check your application number and student number



8. 选择首页上的“注册”，再选择“注册申请”，按系统提示，进行信息填写及文件上传。

8. Choose “Registration” on the homepage, then choose “Registration Application”. Follow the steps to fill in the information or submit pictures as directed.

首页注册

注册申请

基本信息

中文姓名:

护照姓:

护照名:

性别:

出生日期:

国籍:

护照

护照号码:

护照有效期至:

签证

入境(来华)日期:

入境可停留天数:

签证号码:

签证有效期至:

HomeRegistration

Registration Application

My Profile

Chinese Name:

Last Name:

Given Name:

Gender:

Birth Date:

Nationality:

Passport

Passport No.:

Passport Expiry Date:

Visa

Date of Entry:

Duration Days After Entry:

Visa No.:

Visa Expiry Date:

注：在线注册报到期间，由于申请量比较大，可能会出现打开速度缓慢等情况。请耐心等待并稍后再进行尝试。

提交注册单之后，请持续关注审核情况。审核结果会通过邮件和app 站内信进行通知，如有需要补充材料的情况，请及时处理。

如果手机应用出现无法下载或无法运行等情况，或在填写过程中有其他问题，请发送具体问题以及手机型号至：isp@bnu.edu.cn 进行咨询。

Note: Due to the high volume of applications during the online registration, it might be slightly difficult to run the APP for some time. Please be patient and try again later.

Please pay attention to the application status after submitting the registration. The result will be sent by email and in-app message; please re-submit the registration in case that additional documents are required.

If the APP has problem downloading or running, or you have questions during the registration application, please send specific questions and your phone brand + type to: isp@bnu.edu.cn.

北京师范大学 留学生办公室
BNU International Student Office